

Mayfield School

Year 11 Revision Guide



M

Contents

REVISION TIMETABLES	4
Revision Timetable (Term Time)	5
Revision Timetable (Holidays)	6
REVISING FOR DIFFERENT SUBJECTS	7
English Language	8
English Literature	10
Maths	12
Science (Core)	14
Science (Triple)	16
Computing	18
French	20
Geography	22
History	24
Spanish	26
Art	28
Business	30
Dance	32
Drama	34
Leisure and Tourism	36
Physical Education GCSE	38
Resistant Materials	40
Religious Studies	42
Textiles	44
BTEC ICT	46
BTEC Music	48
BTEC Sport	50
REVISION TOP TIPS FROM TEACHERS	52
LOOKING AFTER YOURSELF	53

Revision Timetables

On the following pages you will find two different revision timetables – one for term time (with your hours at school blocked out) and one for holidays. Filling out both will mean you are making the most of your revision time between now and your exams.

To fill out your revision timetable:

- 1) Make a list of all the subjects you need to revise for. For most pupils this will be English, Maths, Science and 3 options.
- 2) **Block out all the things you have to do in red** and have no choice over (chores at home, dinner time, football training etc.). Write in the activities you do at these times.
- 3) **Block out revision times in green**– write in what subject you are planning to revise at that time.
- 4) **Block out the things that you enjoy doing in blue** – spending time with friends, exercise, playing computer games etc.
- 5) Look at your timetable – does the balance between the three colours look right? If not:
 - a. **Too much red time?** Show your parents your timetable and explain you want more time to revise. Would they consider you having a break from chores/work whilst you are focusing on exams?
 - b. **Not enough green time?** Are you spending too much time on chores? Or you spending too much time on fun and not focusing on work?
 - c. **Too much green time?** Are you being realistic? Remember you need to plan in breaks or you will not function at your best.
 - d. **Too much blue time?** Keep focussed on the end prize (obtaining good qualifications for a better future). Can you sacrifice anything for the next 6 months to obtain this?
 - e. **Too little blue time?** It's not a sin to enjoy yourself! Planning in rewards will make your plan more obtainable and easier to stick to.

Revision Timetable (Term Time)

	Monday	Tuesday	Wednesday	Thursday	Friday	Saturday	Sunday
9.00-10.00	S	S	S	S	S		
10.00-11.00	C	C	C	C	C		
11.00-12.00	H	H	H	H	H		
12.00-1.00	O	O	O	O	O		
1.00-2.00	O	O	O	O	O		
2.00-3.00	L	L	L	L	L		
3.00-4.00							
4.00-5.00							
5.00-6.00							
6.00-7.00							
7.00-8.00							
8.00-9.00							
9.00-10.00							

Revision Timetable (Holidays)

	Monday	Tuesday	Wednesday	Thursday	Friday	Saturday	Sunday
9.00-10.00							
10.00-11.00							
11.00-12.00							
12.00-1.00							
1.00-2.00							
2.00-3.00							
3.00-4.00							
4.00-5.00							
5.00-6.00							
6.00-7.00							
7.00-8.00							
8.00-9.00							
9.00-10.00							

Revising for different subjects

On the following pages you will find information from each subject which shows you exactly what you should be revising, as well as where you can find the relevant information.

Remember – if there is something you are unsure about then **speak to your teacher**. They are the experts that know what it takes to get to the top grades!

Groups

Key:

- reactive metals
- metals
- non-metals
- noble gases

1	2	3	4	5	6	7	0										
H							He										
Li	Be	B	C	N	O	F	Ne										
Na	Mg	Al	Si	P	S	Cl	Ar										
K	Ca	Sc	Ti	V	Cr	Mn	Fe	Co	Ni	Cu	Zn	Ga	Ge	As	Se	Br	Kr
Rb	Sr	Y	Zr	Nb	Mo	Tc	Ru	Rh	Pd	Ag	Cd	In	Sn	Sb	Te	I	Xe
Cs	Ba	La	Hf	Ta	W	Re	Os	Ir	Pt	Au	Hg	Tl	Pb	Bi	Po	At	Rn
Fr	Ra	Ac	Rf	Db	Sg	Bh	Hs	Mt	Ds	Rg							

→ elements in the same group have the same amount of electrons in their outer shell.

→ the elements in Group 0 are called the noble gases.

BONDING

noble gases are very unreactive because they have a full outer shell and are therefore very stable.

English Language

Exam board: AQA

Specification: 8700

How many exams will there be?

There will be two exams:

Paper 1 – 1 hour 45 minutes worth 50% of the final grade (80 marks)

Paper 2- 1 hour 45 minutes worth 50% of the final grade (80 marks)

Plus, a non-examination assessment: spoken language (0% weighting of GCSE)

What do I need to know about?

English language skills

- Identify and interpret explicit and implicit information and ideas;
- Select and synthesise evidence from different texts;
- Explain, comment on and analyse how writers use language and structure to achieve effects; and influence readers, using relevant subject terminology to support their views;
- Compare writers' ideas and perspectives, as well as how they are conveyed, across two or more texts;
- Evaluate texts critically and support this with textual references;
- Communicate clearly, effectively and imaginatively, selecting and adapting tone, style and register for different forms, purposes and audiences. Organise information and ideas, using structural and grammatical features to support coherence and cohesion of texts;
- Candidates must use a range of vocabulary and sentence structures for clarity, purpose and effect, with accurate spelling and punctuation.

Spoken Language skills

- Demonstrate presentation skills in a formal setting;
- Listen and respond appropriately to spoken language, including to questions and feedback on presentations;
- Use spoken Standard English effectively in speeches and presentations.

Where can I get revision material from?

Resource

GCSE Bitesize

Moodle

CPG Revision guide

AQA Website

Top tips for revision:

- Learn mnemonics – SPAMROD, AFOREST, NESTS etc.
- Revise word classes and technical language (nouns, verbs, adjectives, adverbs etc.)
- Proof read work – check for errors with spelling, punctuation and paragraphs
- Consider sentence structures – think SCS1
- Wider reading - increase your vocabulary
- Learn commonly misspelt words
- Download a word of the day APP

English Literature

Exam board: AQA

Specification: 8702

How many exams will there be?

There will be two exams:

Paper 1 – Shakespeare and the 19th-Century novel: 1 hour 45 minutes worth 40% of the final grade (64 marks)

Paper 2- Modern texts and poetry: 2 hour 15 minutes worth 60% of the final grade (96 marks)

What do I need to know about?

English Literature skills

- Read, understand and respond to texts. Students should be able to: maintain a critical style and develop an informed personal response;
- Use textual references, including quotations, to support and illustrate interpretations;
- Analyse the language, form and structure used by a writer to create meanings and effects, using relevant subject terminology where appropriate;
- Show understanding of the relationships between texts and the contexts in which they were written;
- Use a range of vocabulary and sentence structures for clarity, purpose and effect, with accurate spelling and punctuation.

Where can I get revision material from?

Resource

GCSE Bitesize

Moodle

CPG Revision guide

AQA Website

Many of the texts are available online

Buy a copy of set texts

Top tips for revision:

- Learn quotations – think about key characters and events
- Re-read the texts - get your own copy
- Watch film versions
- Proof read work
- Learn commonly misspelt words
- Learn background context
- Revise key themes
- Consider language analysis – word classes, features etc.

Maths

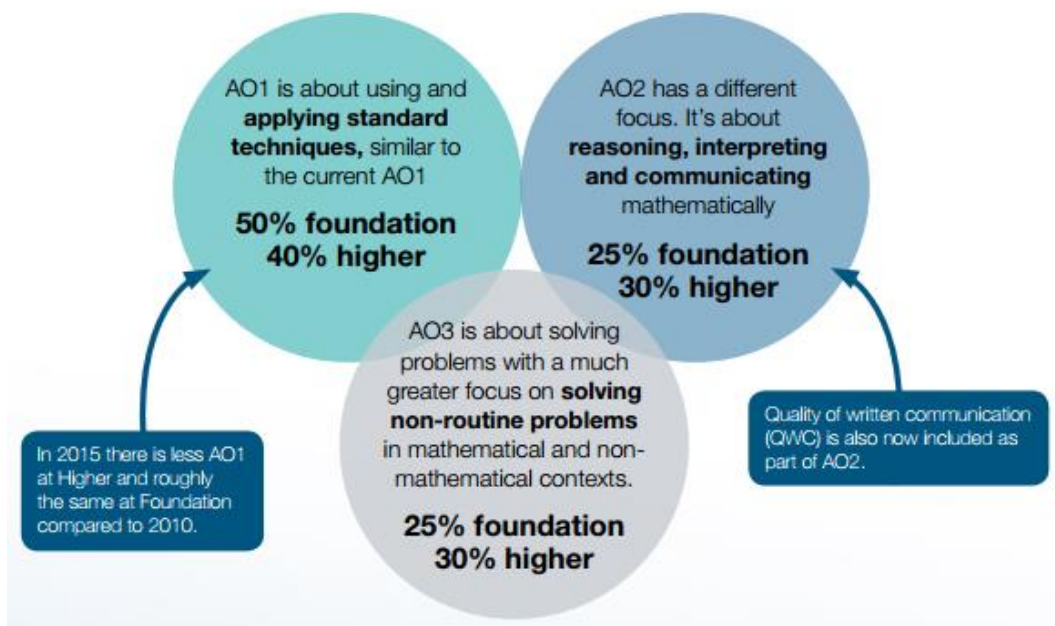
Exam board: EDEXCEL

Specification: 1MA1

How many exams will there be?

Foundation (grades 1-5)	Paper 1 Non-calculator 33.3% weighting 1 hour and 30 minutes 80 marks	Paper 2 Calculator 33.3% weighting 1 hour and 30 minutes 80 marks	Paper 3 Calculator 33.3% weighting 1 hour and 30 minutes 80 marks
	Paper 1 Non-calculator 33.3% weighting 1 hour and 30 minutes 80 marks	Paper 2 Calculator 33.3% weighting 1 hour and 30 minutes 80 marks	Paper 3 Calculator 33.3% weighting 1 hour and 30 minutes 80 marks

What do I need to know about?



Where can I get revision material from?

Resource

Mymaths

Mathswatch

Where it can be found

www.mymaths.co.uk see your teacher for login details


www.mathswatchvle.com see your teacher for login details

Edexcel GCSE (9-1) Maths: need-to-know formulae

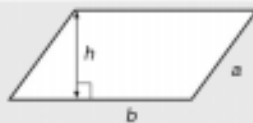
www.edexcel.com/gcsemathsformulae

Areas

Rectangle = $l \times w$



Parallelogram = $b \times h$



Triangle = $\frac{1}{2} b \times h$



Trapezium = $\frac{1}{2} (a + b)h$



Circles

Circumference = $\pi \times \text{diameter}$, $C = \pi d$

Circumference = $2 \times \pi \times \text{radius}$, $C = 2\pi r$

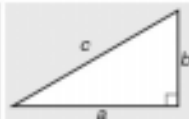
Area of a circle = $\pi \times \text{radius squared}$, $A = \pi r^2$



Pythagoras

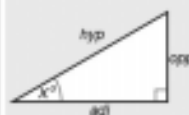
Pythagoras' Theorem

For a right-angled triangle,
 $a^2 + b^2 = c^2$



Trigonometric ratios (new to F)

$\sin x^\circ = \frac{\text{opp}}{\text{hyp}}$, $\cos x^\circ = \frac{\text{adj}}{\text{hyp}}$, $\tan x^\circ = \frac{\text{opp}}{\text{adj}}$



Quadratic equations

The Quadratic Equation

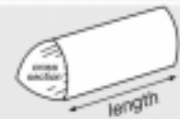
The solutions of $ax^2 + bx + c = 0$,
where $a \neq 0$, are given by $x = \frac{-b \pm \sqrt{b^2 - 4ac}}{2a}$

Volumes

Cuboid = $l \times w \times h$



Prism = area of cross section
 $\times \text{length}$



Cylinder = $\pi r^2 h$



Pyramid =
 $\frac{1}{3} \times \text{area of base} \times h$



Compound measures

Speed

$\text{speed} = \frac{\text{distance}}{\text{time}}$



Density

$\text{density} = \frac{\text{mass}}{\text{volume}}$



Pressure

$\text{pressure} = \frac{\text{force}}{\text{area}}$



Trigonometric formulae

Sine Rule $\frac{a}{\sin A} = \frac{b}{\sin B} = \frac{c}{\sin C}$

Cosine Rule $a^2 = b^2 + c^2 - 2bc \cos A$

Area of triangle = $\frac{1}{2} ab \sin C$



Foundation tier formulae

Higher tier formulae



Science (Core)

Exam board: AQA

Specification: 8464

How many exams will there be?

There will be 6 exams – each will be 1 Hour 15 mins (2 x Biology, 2 x Chemistry, 2 x Physics)

What do I need to know about?

Summary of content:

Biology

- Cell Biology
- Organisation
- Infection and response
- Bioenergetics
- Homeostasis and response
- Inheritance, variation and evolution
- Ecosystems

Chemistry

- Atomic structure and the periodic table
- Bonding, structure and the properties of matter
- Quantitative chemistry
- Chemical changes
- Energy changes
- The rate and extent of chemical change
- Organic chemistry
- Chemical analysis
- Chemistry in the atmosphere
- Using resources

Physics

- Forces
- Energy
- Waves
- Electricity
- Magnetism and electromagnets
- Particle model of matter
- Atomic structure

Exams

Tiers: Foundation and Higher tier (check with your teacher if you're not sure what you will be sitting)

Weighting: The exam papers are equally weighted. Thus means each paper is worth 16.7% of your total GCSE. Each paper has 70 marks.

Question types: Multiple choice, structured, short answer and open response.

Skills in science

Your ability to recall and apply equations in all three sciences is important as you will only be provided with a small number of the equations when in the exam.

Required practicals replace coursework and these will be assessed within the GCSE exam papers. You will need to know how these were completed in lesson and be able to explain their results.

Where can I get revision material from?

Resource	Where to find it
CGP Revision guide – Combined science, Biology, Chemistry and Physics.	Available from pupil services
BBC Bitesize	http://www.bbc.co.uk/education/levels/z98jmp3
Quizlet – revision cards and more	https://quizlet.com/en-gb
Doc Brown Science revision	http://www.docbrown.info
My GCSE Science revision videos	https://www.my-gcsescience.com

Top tips for revision:

- Revision resources on the Science Moodle – there are so many types of resources that could work for you!
- Practise exam questions and mark schemes. These are already on the Science Moodle, and on the AQA website.
- YouTube – it can be great for helping you to visually understand a concept you've covered in class.

Science (Triple)

Exam board: AQA

Specification: 8461 (Biology), 8462 (Chemistry), 8463 (Physics)

How many exams will there be?

Six exams – each one will be 1 hr and 45 mins long (2 x Biology, 2 x Chemistry, 2 x Physics)

What do I need to know about?

Summary of content:

Biology

- Cell Biology
- Organisation
- Infection and response
- Bioenergetics
- Homeostasis and response
- Inheritance, variation and evolution
- Ecosystems

Chemistry

- Atomic structure and the periodic table
- Bonding, structure and the properties of matter
- Quantitative chemistry
- Chemical changes
- Energy changes
- The rate and extent of chemical change
- Organic chemistry
- Chemical analysis
- Chemistry in the atmosphere
- Using resources

Physics

- Forces
- Energy
- Waves
- Electricity
- Magnetism and electromagnets
- Particle model of matter
- Atomic structure

Exams

Tiers: Higher tier for all pupils sitting separate science.

Weighting: The exam papers are equally weighted. This means each paper is worth 50% of the grade and has 100 marks available.

Question types: Multiple choice, structured, short answer and open response.

Skills in science

Your ability to recall and apply equations in all three sciences is important as you will only be provided with a small number of the equations when in the exam.

Required practicals replace coursework and these will be assessed within the GCSE exam papers. You will need to know how these were completed in lesson and be able to explain their results.

Where can I get revision material from?

Resource	Where to find it
CGP Revision guide – Combined science, Biology, Chemistry and Physics.	Available from pupil services
BBC Bitesize	http://www.bbc.co.uk/education/levels/z98jmp3
Quizlet – revision cards and more	https://quizlet.com/en-gb
Doc Brown Science revision	http://www.docbrown.info
My GCSE Science revision videos	https://www.my-gcsescience.com

Top tips for revision:

- Revision resources on the Science Moodle – there are so many types of resources that could work for you!
- Practise exam questions and mark schemes. These are already on the Science Moodle, and on the AQA website.
- YouTube – it can be great for helping you to visually understand a concept you've covered in class.

Computing

Exam board: OCR

Specification: J276

How many exams will there be?

Two exams – each one is 1 hr and 30 mins. Exam 1 will be on computer systems and exam 2 will be on computational thinking, algorithms and programming

What do I need to know about?

Exam 1 -

Systems Architecture (features of a CPU, Von Neumann architecture, fetch/execute cycle, embedded systems)

Memory (RAM vs ROM, purpose of each, virtual memory, flash memory)

Storage (secondary storage, data capacity requirements, optical/magnetic/solid state storage, characteristics of storage devices (capacity, speed, portability, durability, reliability, cost)

Wired and wireless networks (LAN, WAN, factors affecting performance of networks, client-server/peer to peer networks, hardware needed for a network, the Internet (DNS, hosting, the cloud), VPNs)

Network topologies, protocols and layers (star and mesh topologies, Wifi, Ethernet, IP addressing, MAC addressing, protocols (TCP/IP, HTTP, HTTPS, FTP, POP, IMAP, SMTP, concept of layers, packet switching)

System security (forms of attack (malware, phishing, social engineering, brute force attacks, denial of service attacks, data interception, SQL injection), preventing attacks (penetration testing, network forensics, network policies, anti-malware software, firewalls, user access levels, passwords, encryption)

System software (purpose, operating system (user interface, memory management, multi-tasking, peripheral management, user management, file management), utility system software (encryption software, defragmentation, data compression), the role and methods of back up (full, incremental)

Ethical, legal, cultural and environmental concerns of making and using computer systems (discuss issues and how key stakeholders are affected. Discuss legislation (Data Protection Act, Computer Misuse Act, Copyright Designs and Patents Act, Creative Commons Licensing and Freedom of Information Act)

Exam 2 -

Algorithms (abstraction, decomposition, algorithmic thinking, searching algorithms (binary search, linear search) sorting algorithms (bubble sort, merge sort, insertion sort), pseudocode, flowcharts)

Programming techniques (variables, constants, operators, inputs, outputs, assignments, sequence/selection/iteration (count controlled and condition controlled), string manipulation, open/read/write/close files, use of records to store data, use of SQL to search data, use of

arrays (one dimensional and two dimensional), functions and procedures, data types (integer, real, Boolean, character and string), arithmetic operators, Boolean operators)

Producing robust programs (defensive design considerations (input sanitisation, planning for contingencies, anticipating misuse, authentication), maintainability (comments/indentation), purpose of testing, types of testing (iterative/final), syntax and logic errors, selecting test data,

Computational logic (why is data in binary, logic diagrams (AND, OR, NOT), truth tables, combining Boolean operators to two levels, applying logical operators to truth tables, using computer related mathematics (+, *, -, /, exponentiation, MOD, DIV)

Translators and facilities of languages (machine code, low level languages, high level languages, purpose of translators, assemblers, compilers and interpreters, tools of an IDE (editors, error diagnostics, run-time environment, translators)

Data representation (units of measurement, convert binary to denary (and vice versa), denary to hexadecimal (and vice versa), binary to hexadecimal (and vice versa), add 2 8 bit numbers, explain overflow, character sets, ASCII, Unicode, how images are represented as binary (including metadata, colour depth and resolution), how sound is represented as binary (including sample size, bit rate and sampling frequency), compression (lossy and lossless).

Where can I get revision material from?

Resource

GCSE Bitesize

Revision – 6 a day

CGP Revision Book

Where it can be found

<http://www.bbc.co.uk/education/subjects/z34k7ty>

<https://computerscienceuk.com/gcse-2/6-a-day-revision/>

Purchased from pupil services

Top tips for revision:

- Make sure you practice converting
 - Binary to denary (and vice versa)
 - Hexadecimal to denary (and vice versa)
 - Binary to hexadecimal (and vice versa)
- Make sure you have learnt your definitions from the glossary (word for word!)
- For the 9 mark questions use technical terms where possible – this will score you more marks

French

Exam board: Edexcel

Specification: 1FRO

How many exams will there be?

There will be 4 exams, each worth 25% to the overall grade.

Paper one – Listening exam

Higher – 45 minutes

Foundation – 35 minutes

Paper two – Speaking exam conducted with your language teacher

Higher – 10-12 minutes in French

Foundation – 7-9 minutes in French

Paper three – Reading exam

Higher – 1 hour

Foundation – 45 minutes

Paper four – Writing exam

Higher – 1hr 20 minutes

Foundation – 1hr 10 minutes

What do I need to know about?

Sometime in late April/early May – Speaking exam

Friday 15th June – AM exam – Listening and reading exam

Listening exam – You will have 5 minutes to read and annotate the exam paper. Use that time wisely to guess the answers and work out unfamiliar vocab.

Reading exam – 9 questions in total and a French to English translation at the end of the paper.

Monday 18th June – AM exam – Writing exam

Foundation – Four sections to the exam, last section is an English to French translation

Higher – Three sections to the exam, last section is an English to French translation

Where can I get revision material from?

Resource

Revision Guide and Workbook

Quizlet sets

Activelearn book

Where can it be found

Bought from Mayfield School

On Quizlet, MFLMayfield group

Log-ins provided by teacher

Top tips for revision:

- Little and often are the best ways for vocabulary revision. It is important you start revising your vocab now as you will not be able to cram in all the vocab the night before your exam.
- Take advantage of your teachers offering Period 0/6 sessions as these are to help you, not punish you.
- Listen to music in French as this will help get your ears familiar with the language and you will find it easier in the exam.
- Practice French whenever you can. If you find a French speaker in the streets, stop and ask *ça va?*

Geography

Exam board: AQA

Specification: 8035

How many exams will there be?

There will be 3 exams:

Paper 1 – 1 hr and 30 mins (worth 35% of the GCSE)

Paper 2 – 1 hr and 30 mins (worth 35% of the GCSE)

Paper 3 – 1 hr and 15 mins (worth 30% of the GCSE)

What do I need to know about?

Paper 1 Living with the physical Geography - May 22nd pm, (includes Tectonic and Climatic Hazards, Living world, Coasts, Rivers)

Paper 2 - Challenges in the human Geography - June 5th pm (includes Challenges or Urban world, Changing economic world, Resource Management)

Paper 3 - Geographical Applications- June 11th pm (includes an issue evaluation and questions about fieldwork and skills)

Where can I get revision material from?

Resource

Revision resources, lesson resources
Video clips from lessons and model exam questions
Practice Exam papers

QR codes
GCSE bitesize (all topics)
Cool Geography

Where it can be found

Mayfield Moodle
Mayfield Geography Youtube Channel

The back of your geography classroom,
<http://www.aqa.org.uk/exams-administration/exams-guidance/find-past-papers-and-mark-schemes>

From your teacher, on the Moodle site
<http://www.bbc.co.uk/schools/gcsebitesize/geography/>
<http://www.coolgeography.co.uk/>

Top tips for revision:

- Try to memorise the images on your case study cards
- Use past paper questions to test yourself as you revise.
- Highlight the command word and other important details in the question and the
- Develop every answer using PEE
- Include specific details from your case studies
- Check the skills questions carefully - key, scale, ruler,
- For paper 3 memorise the titles of the fieldwork questions

History

Exam board: AQA

Specification: 8145

How many exams will there be?

2 exams of 1hr 45 each

What do I need to know about?

Paper 1: understanding the modern world.

Written exam: 1 hour 45 minutes

84 marks (including 4 marks for spelling, punctuation and grammar

50% of GCSE

Questions

Section A: Period study- **American West or Germany**- six compulsory questions (40 marks)

Section B: Wider World depth study- **Conflict and Tension 1894-1918**- four compulsory questions (40 marks) Plus 4 marks for spelling, punctuation and grammar

Paper 2: shaping the Nation

Written exam: 1 hour 45 minutes

84 marks (including 4 marks for spelling, punctuation and grammar)

50% of GCSE

Questions

Section A: Thematic study- **Health of the people**- four compulsory questions (40 marks)

Section B: British depth study & Historical site- **Elizabethan England** - four compulsory questions (40 marks) Plus 4 marks for spelling, punctuation and grammar

Where can I get revision material from?

Resource	Where it can be found
Moodle revision sheets (all topics)	Moodle (Mayfield website)
CPG History revision books (does not include conflict and tension topic)	Available from pupil services
GCSE bitesize (all topics)	www.bbc.co.uk/schools/gcsebitesize/history/
Kerboodle knowledge tests (all topics)	Through Mayfield website. Need username and password to access- see teacher if unknown.
Exam questions/revision materials	By attending revision classes, period 6, holiday sessions in school!

Top tips for revision:

- Make sure you know the format for each question- what is it you are expected to do? E.g. how many points do you need to make, does it need a conclusion?
- Revision should be in small and regular chunks. There is a lot to learn for History, it must be done on a weekly basis.
- Do not just read information, turn into concise points in a format that works for you e.g. mindmaps, record cards, timelines, songs etc. Also get people to test you to check you have learnt it.
- Attend revision classes provided at school.
Ask your teacher or a study buddy if you have got missing information from your books. Catch it up, don't just ignore the fact it is not in your book!

Spanish

Exam board: Edexcel

Specification: 1SP0

How many exams will there be?

4 exams, each worth 25% to the overall grade.

Paper one – Listening exam

Higher – 45 minutes

Foundation – 35 minutes

Paper two – Speaking exam conducted with your language teacher

Higher – 10-12 minutes in Spanish

Foundation – 7-9 minutes in Spanish

Paper three – Reading exam

Higher – 1 hour

Foundation – 45 minutes

Paper four – Writing exam

Higher – 1hr 20 minutes

Foundation – 1hr 10 minutes

What do I need to know about?

Sometime in late April/early May – Speaking exam

Wednesday 6th June – AM exam – Listening and reading exam

Listening exam – You will have 5 minutes to read and annotate the exam paper. Use that time wisely to guess the answers and work out unfamiliar vocab.

Reading exam – 9 questions in total and a Spanish to English translation at the end of the paper.

Thursday 14th June – AM exam – Writing exam

Foundation – Four sections to the exam, last section is an English to Spanish translation

Higher – Three sections to the exam, last section is an English to Spanish translation

Where can I get revision material from?

Resource

Revision Guide and Workbook

Quizlet sets

Activelearn book

Where it can be found

Bought from Mayfield School

On Quizlet, MFLMayfield group

Log-ins provided by teacher

Top tips for revision:

- Little and often are the best ways for vocabulary revision. It is important you start revising your vocab now as you will not be able to cram in all the vocab the night before your exam.
- Take advantage of your teachers offering Period 0/6 sessions as these are to help you, not punish you.
- Listen to music in Spanish as this will help get your ears familiar with the language and you will find it easier in the exam.
- Practice Spanish whenever you can. If you find a Spanish speaker in the streets, stop and ask *¿cómo estás?*

Art

Exam board: AQA

Specification: 8201

How many exams will there be?

1 exam (10 hours spread over 2 days) and 2 mock exams.

What do I need to know about?

You need to have a photograph you are happy to work from, tested your chosen media and made links to a key artist that links into your project theme.

Where can I get revision material from?

Resource

BBC Bitesize

Where it can be found

www.bbc.co.uk/schools/gcsebitesize/art

AQA GCSE Art Student Guide

<http://filestore.aqa.org.uk/resources/art-and-design/AQA-GCSE-ART-STUDENT-GUIDE.PDF>

Pinterest (Great for artist images/
research)

<https://www.pinterest.co.uk/>

Top tips for revision:

- Keep up with homework to spread out the work throughout the year.
- Keep presentation neat.
- Be organised and plan your time effectively (do not leave it until the last minute).

Business

Exam board: AQA

Specification: 4130

How many exams will there be?

First exam (413001) – Unit 1 – Setting up a Business - 1 hour exam worth 40% of the final grade (60 marks). There will be a mixture of short answer and extended writing answers (worth up to 9 marks).

Second exam (413002) – Unit 2 – Growing as a Business - 1 hour exam worth 35% of the final grade (60 marks). There will be a mixture of short answer and extended writing answers (worth up to 9 marks).

What do I need to know about?

Unit 1 - Setting up a Business

- Starting a Business
- Marketing
- Finance
- People in Businesses
- Operations Management

Unit 2 - Growing as a Business

- The Business Organisation
- Marketing
- Finance
- People in Business
- Operations Management

Where can I get revision material from?

Resource

All lessons, content, past papers and mark schemes

Where it can be found

Moodle

GCSE Bitesize

www.bbc.co.uk/bitesize/gcse/business/

Revision Book

Purchased from pupil services

Class Notes

Book

Business Spec link:

<http://filestore.aqa.org.uk/subjects/AQA-4130-W-SP-14.PDF>

Top tips for revision:

- Make sure you practice 9-mark question technique
- Make sure you have learnt your definitions from the glossary (word for word!)
- For the all questions use technical terms where possible – this will score you more marks
- Download the Bitesize App and find Business Studies AQA. This is specific to your exams.
- Both papers are out of 60 marks and are worth 75% of the total marks for the GCSE – make sure you revise every word mentioned on the specification carefully!
- Make sure that you are clear which topics appear on which paper. Revise only the relevant areas for each exam! Again use the specification!
- Watch your timing – there are 3 separate case studies to read and absorb in each exam, as well as (usually) 12 questions to answer in just **one hour**. Don't run out of time!
- There are approximately 4 marks between a grade boundary. Missing out or rushing a 9 mark question at the end of the paper could lose you as much as two grades. Make sure you finish the paper entirely!
- The Items are provided for a reason – make sure your answers always refer directly to the context given. This will help you to produce relevant and correctly applied responses.
- The mark scheme is broken down into four different assessment objectives – knowledge, application of knowledge, analysis and evaluation.
- If there is no application to the Item given in an answer, marks are usually capped at Level 1 (knowledge) **ONE MARK** only.
- Three **9 mark** questions will appear in each paper. There are 5 marks available for an evaluation in these questions and only 4 marks for the other assessment objectives. You should spend around **four** minutes on an evaluation, not just one minute as an afterthought at the end of your answer.
- Answer the exact question set. Keep looking at the question to keep your answer focused on the question.

Dance

Exam board: AQA

Specification: 8236

How many exams will there be?

Performance – solo performance (one minute in duration) and duet/trio performance (maximum of 5 minutes). Worth 30% of the final GCSE.

Choreography – a solo or group choreography (solo dance of 2-2 ½ minutes or a group dance of 3-3 ½ minutes). Worth 30% of the final GCSE.

1 exam (Dance Appreciation) - 1 hr and 30 mins. Worth 40% of the GCSE.

What do I need to know about?

Dance appreciation- set works

Where can I get revision material from?

Resource

Set work information and video links

Links to dance companies

Solo set phrases video links

Duet/Trio set phrases video links

Where it can be found

Moodle- dance- year 11- revision

Moodle- dance- year 11- revision

Moodle- dance- year 11- set phrases-solo

Moodle- dance-year 11-set phrases- duet/trio

Top tips for revision:

- Refer to:
 - Interviews
 - Fact files
 - Work books

Drama

Exam board: OCR

Specification: J316

How many exams will there be?

1 written exam – 1 hr and 30 mins and worth 40% of the final grade.

2 practical exams (1 in year 10 and 1 in year 11). Each worth 30% of the final grade.

What do I need to know about?

Blood Brothers by Willy Russell for section A of the written paper and a performance you have seen for section B

Where can I get revision material from?

Resource

BBC Bitesize- Drama pages contain information about all the practitioners, techniques and theatrical devices that you need to know about. There are tests you can do at the end of each section to test your knowledge.

Where it can be found

<http://www.bbc.co.uk/education/subjects/zbckjxs>

Top tips for revision:

- Line learning; Read through them over and over and over! Ask a friend or parent to read them with you. Record the other characters' lines leaving space for you to say your own lines and play it back saying your lines in the right place.
- Blood Brothers; re-read the play, watch the YouTube videos, and try and link some of the information on the BBC Bitesize pages to the text and answer questions about the characters' themes and topics.
- Curious Incident of the Dog in the Night-time; Use the workbook Mrs Firth gave you to research and practice questions about all areas of the show.

Leisure and Tourism

Exam board: WJEC

Specification: 500/5086/2

How many exams will there be?

One exam that is 1 ½ hours long

What do I need to know about?

See Moodle or Miss Harrison's Amazing Revision Guide

Where can I get revision material from?

Resource

Miss Harrison's Amazing Revision Guide

WJEC Website

Past papers

Where it can be found

Moodle, paper copy in your folder

www.wjec.co.uk/qualifications/leisure-and-tourism

Moodle

Top tips for revision:

- **Read one page of the unit 2 workbook every day. It will make all the difference...start now!**

Physical Education GCSE

Exam board: AQA

Specification: 8582

How many exams will there be?

Two exams – 1 hour 15mins each exam worth 60% total (30% each) of the final grade (78 marks each paper). There will be a mixture of multiple choice, short answer and extended writing answers (worth up to 9 marks).

Practical – Total 100 marks worth 40% of final grade. Including 3 sports graded out of 25 and supported with an analysis of performance (KPC – 25 marks).

What do I need to know about?

Key topics include:

Training: Including the preparation, safety, warm up and recovery. Principles and methods of training and how they link to individual needs. Training zones and how respiration produces energy. The role of diet and nutrition in sports' performance.

Components of Fitness: Including both the skill and health related areas and their appropriate tests.

Sports Anatomy: Including the functions and role of the skeletal and muscular systems, the role and functions of blood and the impact of different types of injuries. The impact of drugs on the body.

Impacts on Sports Performance: Including both Psychological and physiological differences, individual differences and the effects of health and leisure on social groupings and development.

Sports bio mechanics including levers, planes and axis. The use of qualitative and quantitative data.

Social influences: Including the impact of the media and society on attitudes towards sports participation. Technology's impact on performance and the accuracy of decisions.

Where can I get revision material from?

Resource

GCSE Bitesize

Revision Guides

Where it can be found

<http://www.bbc.co.uk/education/subjects/PE>

CPG Books – GCSE PE Revision and tips (already given in lessons)

AQA GCSE PE (9-1) - Kirk Bizley 2nd Edition (available from pupil services)

Top tips for revision:

In the exam, AQA are looking for you to be able to recall your knowledge and apply it in different sporting situations. Exam questions are designed to test the following areas:

- Recall of Information (What have you learnt)
- **Applying information (What impact will your suggestions have on performance)**
- **Analysis (What do you think – Your opinion)**

For Example:

- Question – In relation to training, describe the principle of tedium and explain how the risk of tedium could be reduced when training for a long distance endurance event? (4 marks)
- Recall
- Tedium is a negative effect of repetitive or low level training which can occur when a performer becomes demotivated and bored with their sessions. Tedium can cause physical and mental progress to be reduced and reversibility could be caused. (2 marks)
- **Apply**
- **To reduce the chances of tedium, a long distance runner could vary their running style or location to increase their motivation. They could also use motivational music to improve their rhythm whilst running or join a running group to add competition or a supportive element to improve their performance. Other runners will encourage you and enable you to push yourself to reach new targets. (2 marks)**

General

- Most exam answers will benefit from the use of specific sporting examples to give your answers a clear link to performance and enable you to demonstrate your ability to apply terminology to a sporting situation.
- Always read questions carefully and answer in detail using correct terminology.
- A thorough revision programme, including creating mind maps for each module area will improve your recall of definitions and terms to help you in the exam.

Resistant Materials

Exam board: OCR

Specification: J306

How many exams will there be?

1 x exam – 1 hr 30 mins, worth 60% of the final grade.

2 x portfolios, each worth 20% of the final grade.

What do I need to know about?

For the exam you need to know about:

- Sustainability of products and their impact on the environment
- Tools and equipment
- How things are made.

Where can I get revision material from?

Resource	Where it can be found
GCSE Bitesize	http://www.bbc.co.uk/schools/gcsebitesize/design/resistantmaterials/
Revision question booklets	Given out in lessons
Revision cards	Given out in lessons

Top tips for revision:

-

Religious Studies

Exam board: Eduqas

Specification: Route A (C120P4)

How many exams will there be?

3 Exams 1x2hrs and 2x1hr

What do I need to know about?

Paper 1: Religious, Philosophical and Ethical Studies in the Modern World

Written exam: 2 hrs

126 marks (including 6 marks for spelling, punctuation and grammar)

50% of GCSE

Questions

Relationships, Life and Death, Good and Evil, Human Rights

Paper 2: Study of Christianity

Written exam: 1 hour

25% of GCSE

Questions

Christian Beliefs and Teachings

Christian Practices

Paper 3 : Study of Judaism

Written exam: 1 hour

25% of GCSE

Questions

Jewish Beliefs and Teachings

Jewish Practices

Where can I get revision material from?

Resource

Moodle revision sheets (all topics)

CPG Religious Studies revision books
(Covers all exam boards)

GCSE bitesize (all topics)

Kerboodle knowledge tests (all topics)

Exam questions/revision materials

Where it can be found

Moodle (Mayfield website)

Buy from school or newsagent

www.bbc.co.uk/schools/gcsebitesize/Religious_Studies/

Through Mayfield website. Need username and password to access- see teacher if unknown.

By attending revision classes, period 6, holiday sessions in school!

Top tips for revision:

-

Textiles

Exam board: Edexcel

Specification: 2TT01

How many exams will there be?

One exam paper (1 hr 30 mins) worth 40% of the final grade.

What do I need to know about?

- The examination paper will be a question and answer booklet and all questions are compulsory.
- The examination paper will consist of multiple-choice, short-answer and extended-writing questions.
- The total number of raw marks available is 80.

Where can I get revision material from?

Resource

Collins GCSE Essentials -
D&T Textiles Technology:
Revision Guide.

Where it can be found

This was a required text. All students should have a copy of this text book.

Collins GCSE Essentials -
D&T Textiles Technology:
workbook.

This was a required text. All students should have a copy of this text book.

Past examination papers
for GCSE Design and
Technology – Textiles
Technology

Attempt past exam questions for homework at least 1 hour per week. This will also be covered in class.
<https://qualifications.pearson.com/content/demo/en/qualifications/edexcel-gcses/design-and-technology-textiles-technology-2009.coursematerials>

Useful information

Spend at least 30 minutes a week on this website completing activities to aid revision.

<http://www.bbc.co.uk/schools/gcsebitesize/design/textiles/>

Top tips for revision:

- Don't leave revision it to the last minute.
- Practise past papers and read examiner feedback.
- Complete activities in revision workbook.
- Relate examination questions to topics and techniques that have been learnt in class.
- Answer every examination question- don't leave any blank.

BTEC ICT

Exam board: Edexcel

Specification: BTEC First in Information and Creative Technology

How many exams will there be?

1 Exam – The online world. This is a 1 hour on screen test.

(This maybe a retake exam for some students)

What do I need to know about?

The unit covers 3 learning area they are:

A investigate online services and online communication

B investigate components of the internet and how digital devices exchange and store information

C investigates issues with operating online.

A: investigate online services and online communication covers:

- Online Services
- Online Advertising
- Online Documents
- Online Software & Backups
- Collaborative Working Online
- Online Communication
- Voice Over Internet Protocol
- Cloud Computing
- Ubiquitous Computing

B: investigate components of the internet and how digital devices exchange and store information covers:

- The Internet - Hardware
- The Internet – Network Diagrams
- Connection Methods
- The Internet - Protocols
- World Wide Web
- HTML
- URLs
- Search engines
- Email – Purposes & Uses

- Email - Protocols
- Data Exchange – Packet switching
- Data Exchange – Transmission

C: investigates issues with operating online covers:

- Wired Transmission Methods
- Wireless Transmission Methods
- Client-side Processing
- Server-side Processing
- Database Theory
- Databases in practice
- Threats to Data
- Protection of Data
- Legislation

Where can I get revision material from?

Resource

Past papers

Teacher/ ICT folder

Revision websites:

Where it can be found

Can be found in shared are: ICT, BTEC Unit 1

ICT room

<https://getrevising.co.uk/revision-tests/ict-online-world-2>
<https://www.memrise.com/course/230318/btec-ict-unit-1-exam/>
<https://getrevising.co.uk/revision-tests/ict-online-world-2>
<http://www.reviseict.co.uk/games/>
<http://businessandict.weebly.com/unit-1---the-online-world.html>
<https://www.youtube.com/watch?v=6O7VITCPYVU>

Top tips for revision:

- Start revision early. The sooner you start the less you will have to do each day and the less stressed out you will be
- The most important thing is to make a realistic revision timetable that you will stick to
- Get one good revision book or aid for every subject. They do much of the initial work for you by breaking the subject down into 'do-able' chunks

BTEC Music

Exam board: Edexcel

Specification: BTEC First in Music

How many exams will there be?

One exam – 1-hour exam worth 40% of the final grade. There are 3 sections. Section A contains multiple choice questions (1 mark each). Section B contains short answer questions. (Worth up to 4 marks). Section C contains essay style questions. (Worth 8 marks each).

What do I need to know about?

Production and promotion – Major and independent record companies. Music Publishers (major companies and self-publishing). Promoters (concert, club and festival). Broadcasting (TV, radio and internet). Marketing and distribution (online, high street stores and social media)

Service companies and agencies – Royalty Collection Agencies (PRS, MCPS and PPL). Artists representation (management, public relations, agents and stylists). Hire companies (hire of sound and lighting equipment, rehearsal and studio space). Transport companies (for touring and concerts).

How organisations interrelate and why these relationships are important

Media and other roles – Music journalist/blogger (writing for print or web, articles, reviews, biographies, research). Broadcaster (TV and radio. Selecting music for broadcast, programming, demographic targeting, research, writing and editing). Software operator and app developer. Retail and distribution (selling products in shops, stores or online).

Employment patterns – Full time/part time/freelance contracts (short and long term). Permanent and casual staff. Self-employed and entrepreneurial. Volunteers.

Different types of small, medium and large multi-use venues.

Health and safety at venues

How the organisations are structured and work. How the different jobs and organisations connect with each other.

Where can I get revision material from?

Resource

Memrise

Where it can be found

<http://www.memrise.com/course/391023/unit-1-the-music-industry-organisations/>

Practice exam questions

<http://www.hollylodge.liverpool.sch.uk>

Revision aid

<http://www.thehaxeleyacademy.com>

Top tips for revision:

- Make sure you know all the job roles and organisations
- Be clear on advantages and disadvantages
For longer Section C questions use PEEE

BTEC Sport

Exam board: Edexcel

Specification: BTEC First in Sport

How many exams will there be?

Unit 1 – 1 hour exam worth 25% of the final grade (50 marks). This is an online test. There will be a mixture of multiple choice, short answer and extended writing answers (worth up to 8 marks).

Three assessed coursework units: (25% of final grade each)

Unit 2 – Practical Sport – Requires the performance of two sports in PE lessons

Unit 5 – Training Programme – The planning and review of a training programme to improve fitness.

Unit 6 – Planning and Leading – The review of leadership skills and the planning and delivery of a coaching session.

These units will need to be submitted to your class teacher by the publicised deadlines.

What do I need to know about?

Key topics include:

Unit 1 – Training methods/principles, Components of fitness, Heart rates and training zones.

Unit 2 – Rules, regulations, officiating, tactics and techniques. Analysis of performance.

Unit 5 – Training Programme, principles of training, smarter goals. Barriers and strategies. Training diary and review of progress.

Unit 6 – Leadership qualities. Lesson structure and planning. Review of performance.

Where can I get revision material from?

Resource

Where it can be found

Top tips for revision:

- Complete all work on word or PowerPoint
- Save work regularly
- Use specific personal examples in all your work
- Ensure your work is well presented and use pictures to illustrate your work
- When work is completed inform your teacher to update your tracker and check your work

General

- You need to work quickly and complete each assignment
- Work will need to be completed at home or after school if you get behind

Revision top tips from teachers

All of your teachers have had to take (and pass) exams throughout their life. Here are some of their top tips!

“Stay motivated by reminding yourself of the end prize – plan something exciting for when you finish your exams and put pictures of it up to remind you why you’re working so hard.” – Mr Gibson

“Try writing key words with your left hand or with your feet (if your right handed) - The process of doing something different often makes key words stick!!!! - It works for me!!!!” – Mrs Campbell

“If you don't feel like revising, make yourself complete just five minutes. You will find that getting started is the hardest bit and once you do, you will often revise for longer (if not, five minutes is better than nothing!)” – Miss Shaw

*“Get your revision done first, followed by your reward. Not the other way round.”
- Mr Campbell*

“Make sure you plan in to reward yourself – I am going to complete 2 exam papers and then I can go and watch the new Star Wars film.” - Mrs Head

“Take a 5 or 10 minute break every hour and do some exercises, go for a walk or make yourself a drink.” – Mr Reid

*“I can only ‘fix’ things in my memory if I say them. Therefore, I spent a lot of my revision time talking to my dog and educating him on the wonders of History!”
– Miss Richards*

“Play some, instrumental, music quietly whilst you work. Sometimes silence can be deafening! Build in a reward at the end of each revision session. Create a timetable and stick to it. Use your family to test you.” – Mrs Rogers

“Go to bed at a consistent time on the run up to your exams. Do not revise on your bed. You need to be seated at a table or desk. Set timers for revising. Little and often gets the job done. Stay hydrated with water. If you are dehydrated you will become sleepy or distracted when revising. You need to stay alert and focused.” – Miss Slater

“Revision timetables are really useful. Also little and often. Setting yourself something to work towards as a reward always worked for me.” – Mrs Anders

Looking after yourself

It is so important to look after yourself and stay healthy – being tired, ill or stressed will not help you do well (and will end up causing more stress).

If you are starting to feel tired or stressed, then try these tips:

- 1) **Get a good night's sleep**
- 2) **Drink more water and eat less sugar**
- 3) **Take regular breaks**
- 4) **Exercise**
- 5) **Breathe**

